

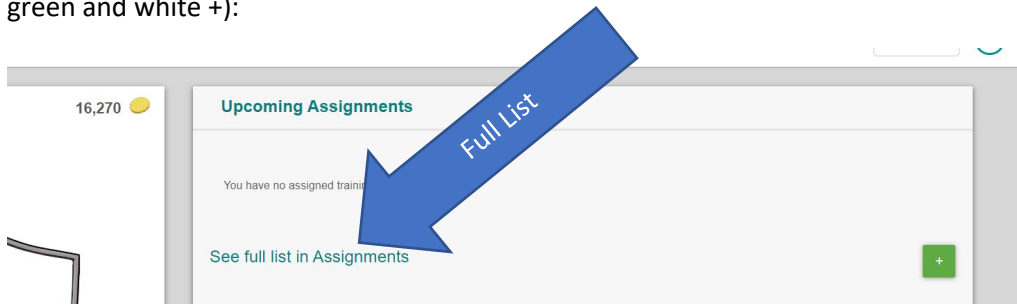
# How to assign an elective course in Relias

1. Log into Relias. Make sure you are in “Learner” mode

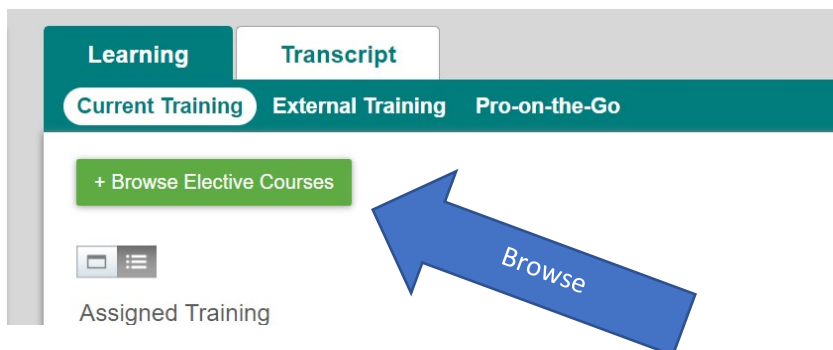


## Upcoming Assignments

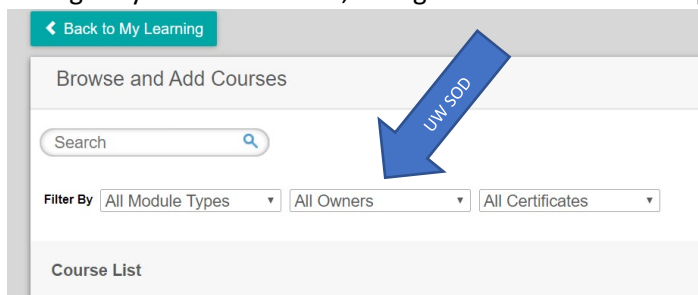
On your dashboard, click on the text phrase “See Full List of Assignments” (but don’t click on the little green and white +):



2. At the next screen, click on the “Browse Elective Courses” button



3. Configure your search. First, change the “All Owners” drop-down list to UW School of Dentistry”



Then type in a simple search term that contains a part of the name of the module you are looking for.

# How to assign an elective course in Relias

then hit the Enter key on your keyboard.

4. Find the training you want to view and click on “Enroll” button.

5. You should then be successfully registered for the course. Click on the “Back to My Learning” button at the top of the page.

6. Your elective courses appear at the bottom of your transcript.

# How to assign an elective course in Relias

Learning Transcript

Current Training External Training Pro-on-the-Go

+ Browse Elective Courses

Assigned Training

Workplace Violence Prevention UWSOD 0 hours This course will be available on 7/11/2020	Due 10/9/2020	Not Available
Compliance Concepts UWSOD 1 hour This course will be available on 9/2/2020	Due 12/31/2020	Not Available
General Health and Safety Training UWSOD 1 hour This course will be available on 9/2/2020	Due 12/31/2020	Not Available
Patient Rights & Responsibilities UWSOD 0.5 hours This course will be available on 9/2/2020	Due 12/31/2020	Not Available
Privacy, Confidentiality, and Information Security Agreement UWSOD 0.25 hours This course will be available on 9/2/2020	Due 12/31/2020	Not Available

Electives

Coronavirus and Dental Care 1 hour Withdraw		Take Now
---	--	----------

